

A ParshaNinja Age-by-Age, Chore-by-Chore Pesach Cleaning Help Guide

If we could, we'd send you some actual cleaning help, but here's the next best thing: A list of job-helper ideas, sorted by age, along with a fun incentive system that really works. Simply print and cut out as many Seder Shekels as you might need.

Reward your cleaners with Seder Shekels as you see fit, and hold a prize redemption at the seder. (Just don't forget to stock up on prizes...).



5 tips for Pesach cleaning with a smile:

- Turn on some happy music and dance while you clean.
- Set a timer and see how much you can get done before the timer dings.
- Share an ice cream cone with your helpers after you check off a certain number of items on the list.
- Look around and remember how blessed you are to have all these helpers helping you clean.
- As always, please keep both eyes on your helpers at all times. Cleaning sprays and the like can be dangerous. You know your kids best, and you know what they can and cannot handle.

Ages 8-11

- All of the previous chores, plus:
- collect all the garbage in the car
- fold all the laundry before the chag
- help pack away chametz in the kitchen
- sweep, mop and vacuum the floors
- thoroughly clean their bedrooms
- help bring Pesach grocery bags in from the car
- wash, peel and cut vegetables
- set the table for the seder
- help cook and bake

Ages 3-7

- put away toys and books
- dust shelves while looking for cheerios and other crumbs
- look under furniture for cookies and crumbs
- color *Stop Signs* for hanging on cabinets
- close up lower cabinets with tape
- unpack Pesach grocery bags
- check coat pockets and backpacks for bags of pretzels and crumbs
- help bake Pesach desserts

Ages 12 and up

- All of the previous chores, plus:
- vacuum out the cars
- cover the kitchen counters
- help make the kitchen kosher for Pesach
- bring Pesach boxes up (or down) to the kitchen - and unpack them
- scrub the fridge and line the shelves
- scrub and clean the oven
- cook and bake
- plan the menu

Dear grownups,

These chores are just ideas, so feel free to tweak them to fit your own family - but **PLEASE, work alongside your children** until you are confident in their chore-abilities.

Also, and I say this as much (or more!) for myself as for you: we are not spring-cleaning here, we are ridding our homes of *chametz*. In our house, we do not eat on the ceiling fans, therefore I will not clean the fans for Pesach. Same goes for the baseboards in the living room.

Let's all say it together - *dust is not chametz and our children are not the korban pesach.*

Let's band together to become more intentional and joyful in our Pesach cleaning, because even though we can do hard things, we don't always have to.

love, the ParshaNinja Parents

Seder Shekels:

Redeemable for a prize at the seder.



my name: _____



Seder Shekels:

Redeemable for a prize at the seder.



my name: _____



Seder Shekels:

Redeemable for a prize at the seder.



my name: _____



Seder Shekels:

Redeemable for a prize at the seder.



my name: _____



Seder Shekels:

Redeemable for a prize at the seder.



my name: _____



Seder Shekels:

Redeemable for a prize at the seder.



my name: _____



Seder Shekels:

Redeemable for a prize at the seder.

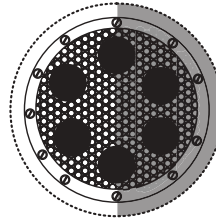


my name: _____



Seder Shekels:

Redeemable for a prize at the seder.




my name: _____



Seder Shekels:

Redeemable for a prize at the seder.




my name: _____



Seder Shekels:

Redeemable for a prize at the seder.



my name: _____

